

Financial Statements

Youth Employment Services YES

March 31, 2025

# Contents

	<b>Page</b>
Independent Auditor's Report	1 - 2
Statement of Operations	3
Statement of Changes in Fund Balance	4
Statement of Financial Position	5
Statement of Cash Flows	6
Notes to the Financial Statements	7 - 13

# Independent Auditor's Report

---

Doane Grant Thornton LLP  
11th Floor  
200 King Street West, Box 11  
Toronto, ON  
M5H 3T4

T +1 416 366 0100  
F +1 416 360 4949

To the Board of Directors of  
**Youth Employment Services YES**

## Opinion

We have audited the financial statements of **Youth Employment Services YES** (the "Organization"), which comprise the statement of financial position as at March 31, 2025, and the statements of operations and changes in fund balances and cash flows for the year then ended, and a summary of significant accounting policies and other explanatory information.

In our opinion, the accompanying financial statements present fairly, in all material respects, the financial position of **Youth Employment Services YES** as at March 31, 2025, and its results of its operations and its cash flows for the year then ended in accordance with Canadian accounting standards for not-for-profit organizations (ASNPO).

## Basis for Opinion

We conducted our audit in accordance with Canadian generally accepted auditing standards. Our responsibilities under those standards are further described in the *Auditor's Responsibilities for the Audit of the Financial Statements* section of our report. We are independent of the Organization in accordance with the ethical requirements that are relevant to our audit of the financial statements in Canada, and we have fulfilled our other ethical responsibilities in accordance with these requirements. We believe that the audit evidence we have obtained is sufficient and appropriate to provide a basis for our opinion.

## Responsibilities of Management and Those Charged with Governance for the Financial Statements

Management is responsible for the preparation and fair presentation of these financial statements in accordance with Canadian accounting standards for not-for-profit organizations, and for such internal control as management determines is necessary to enable the preparation of financial statements that are free from material misstatement, whether due to fraud or error.

In preparing the financial statements, management is responsible for assessing the Organization's ability to continue as a going concern, disclosing, as applicable, matters related to going concern and using the going concern basis of accounting unless management either intends to liquidate the Organization or to cease operations, or has no realistic alternative but to do so.

Those charged with governance are responsible for overseeing the Organization's financial reporting process.

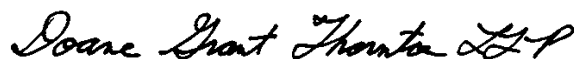
## Auditor's Responsibilities for the Audit of the Financial Statements

Our objectives are to obtain reasonable assurance about whether the financial statements as a whole are free from material misstatement, whether due to fraud or error, and to issue an auditor's report that includes our opinion. Reasonable assurance is a high level of assurance, but is not a guarantee that an audit conducted in accordance with Canadian generally accepted auditing standards will always detect a material misstatement when it exists. Misstatements can arise from fraud or error and are considered material if, individually or in the aggregate, they could reasonably be expected to influence the economic decisions of users taken on the basis of these financial statements.

As part of an audit in accordance with Canadian generally accepted auditing standards, we exercise professional judgment and maintain professional skepticism throughout the audit. We also:

- Identify and assess the risks of material misstatement of the financial statements, whether due to fraud or error, design and perform audit procedures responsive to those risks, and obtain audit evidence that is sufficient and appropriate to provide a basis for our opinion. The risk of not detecting a material misstatement resulting from fraud is higher than for one resulting from error, as fraud may involve collusion, forgery, intentional omissions, misrepresentations, or the override of internal control.
- Obtain an understanding of internal control relevant to the audit in order to design audit procedures that are appropriate in the circumstances, but not for the purpose of expressing an opinion on the effectiveness of the Organization's internal control.
- Evaluate the appropriateness of accounting policies used and the reasonableness of accounting estimates and related disclosures made by management.
- Conclude on the appropriateness of management's use of the going concern basis of accounting and, based on the audit evidence obtained, whether a material uncertainty exists related to events or conditions that may cast significant doubt on the Organization's ability to continue as a going concern. If we conclude that a material uncertainty exists, we are required to draw attention in our auditor's report to the related disclosures in the financial statements or, if such disclosures are inadequate, to modify our opinion. Our conclusions are based on the audit evidence obtained up to the date of our auditor's report. However, future events or conditions may cause the Organization to cease to continue as a going concern.
- Evaluate the overall presentation, structure and content of the financial statements, including the disclosures, and whether the financial statements represent the underlying transactions and events in a manner that achieves fair presentation.

We communicate with those charged with governance regarding, among other matters, the planned scope and timing of the audit and significant audit findings, including any significant deficiencies in internal control that we identify during our audit.



Toronto, Canada  
June 26, 2025

Chartered Professional Accountants  
Licensed Public Accountants

# Youth Employment Services YES

## Statement of Operations

Year Ended March 31

	Operating Fund	Special Projects Fund	2025	Operating Fund	Special Projects Fund	2024
Revenue						
WCG Services funding (Note 9)	\$ 6,568,517	\$ -	\$ 6,568,517	\$ -	\$ -	\$ -
Provincial Government funding (Note 9)	3,867,873	-	3,867,873	10,911,778	-	10,991,778
Federal Government funding (Note 9)	4,142,013	-	4,142,013	4,544,767	-	4,544,767
City of Toronto funding (Note 9)	583,737	-	583,737	1,219,374	-	1,219,374
Amortization of deferred capital contributions (Note 7)	65,516	-	65,516	66,069	-	66,069
Less: deferred funding for leasehold improvements and equipment (Note 7)	(123,014)	-	(123,014)	(88,489)	-	(88,489)
Interest income (Note 3)	66,104	-	66,104	126,806	-	126,806
Miscellaneous income	6,007	-	6,007	172,065	-	172,065
Restricted donations	-	1,283,080	1,283,080	-	1,052,258	1,052,258
Investment income (Note 3)	-	553,570	553,570	-	457,890	457,890
Unrestricted donations	-	244,051	244,051	-	367,706	367,706
Restricted donations – Citi Foundation	-	67,407	67,407	-	245,971	245,971
	<u>15,176,753</u>	<u>2,148,108</u>	<u>17,324,861</u>	<u>16,952,370</u>	<u>2,123,825</u>	<u>19,076,195</u>
Expenses						
Staff salaries and benefits	9,067,107	-	9,067,107	9,355,005	-	9,355,005
Participants' stipends, training allowance and benefits	5,768,431	-	5,768,431	7,217,755	-	7,217,755
Program operating costs	1,851,827	-	1,851,827	1,885,825	-	1,885,825
Amortization of leasehold improvements and equipment	65,516	-	65,516	66,069	-	66,069
Other expenses	718	-	718	627	-	627
Investment fees	-	31,820	31,820	-	26,577	26,577
	<u>16,753,599</u>	<u>31,820</u>	<u>16,785,419</u>	<u>18,525,281</u>	<u>26,577</u>	<u>18,551,858</u>
Excess (deficiency) of revenue over expenses	<u>\$ (1,576,846)</u>	<u>\$ 2,116,288</u>	<u>\$ 539,442</u>	<u>\$ (1,572,911)</u>	<u>\$ 2,097,248</u>	<u>\$ 524,337</u>

See accompanying notes to the financial statements.

# Youth Employment Services YES

## Statement of Changes in Fund Balances

Year Ended March 31

	<u>Operating Fund</u>	<u>Special Projects Fund</u>	<u>2025</u>	<u>Operating Fund</u>	<u>Special Projects Fund</u>	<u>2024</u>
Fund balance, beginning of year	\$ -	\$ 6,800,246	\$ 6,800,246	\$ -	\$ 6,275,909	\$ 6,275,909
Excess (deficiency) of revenue over expenses	<u>(1,576,846)</u>	<u>2,116,288</u>	<u>539,442</u>	<u>(1,572,911)</u>	<u>2,097,248</u>	<u>524,337</u>
Transfers from the Special Projects Fund (Note 8)						
Citi Foundation – YES2Tech	-	-	-	118,498	(118,498)	-
HSBC – Career Accelerator	-	-	-	159,859	(159,859)	-
GAP This Way Onward / Ahead	262,134	(262,134)	-	224,040	(224,040)	-
RBC Foundation	48,795	(48,795)	-	96,594	(96,594)	-
Career Navigator	5,270	(5,270)	-	38,895	(38,895)	-
Career JumpStart	17,109	(17,109)	-	60,550	(60,550)	-
Y2TLE	-	-	-	38,981	(38,981)	-
YES2Cloud	21,749	(21,749)	-	25,000	(25,000)	-
YESNet/YES2Net	295,069	(295,069)	-	-	-	-
Citi Foundation-Critical Needs Navigator & Mentorship	67,406	(67,406)	-	127,473	(127,473)	-
BizStart	205,260	(205,260)	-	-	-	-
Additional restricted program supports	427,694	(427,694)	-	408,339	(408,339)	-
Annual transfer (Note 8)	<u>226,360</u>	<u>(226,360)</u>	-	<u>274,682</u>	<u>(274,682)</u>	-
	<u>1,576,846</u>	<u>(1,576,846)</u>	-	<u>1,572,911</u>	<u>(1,572,911)</u>	-
Fund balance, end of year	\$ -	\$ 7,339,688	\$ 7,339,688	\$ -	\$ 6,800,246	\$ 6,800,246

See accompanying notes to the financial statements.

# Youth Employment Services YES

## Statement of Financial Position

March 31

2025

2024

### Assets

#### Current

Cash	\$ 2,731,481	\$ 1,997,754
Investments (Note 3)	7,897,818	7,788,004
Accounts receivable	758,628	1,033,050
Prepaid expenses	<u>56,756</u>	<u>78,170</u>
	<b>11,444,683</b>	<b>10,896,978</b>

Leasehold improvements and equipment (Note 4)	<u>160,377</u>	<u>102,879</u>
---	----------------	----------------

**\$ 11,605,060**      **\$ 10,999,857**

### Liabilities and fund balances

#### Current

Accounts payable and accrued liabilities (Note 5)	\$ 2,388,599	\$ 2,465,790
Deferred revenue (Note 6)	<u>1,716,753</u>	<u>1,631,299</u>
	<b>4,105,352</b>	<b>4,097,089</b>

Deferred capital contributions (Note 7)	<u>160,020</u>	<u>102,522</u>
	<b>4,265,372</b>	<b>4,199,611</b>


#### Fund balances (Note 8)

Operating Fund	-	-
Special Projects Fund	<u>7,339,688</u>	<u>6,800,246</u>
	<b>7,339,688</b>	<b>6,800,246</b>


**\$ 11,605,060**      **\$ 10,999,857**

Lease commitments (Note 12)

On behalf of the Board of Directors



Director



Director

See accompanying notes to the financial statements.

# Youth Employment Services YES

## Statement of Cash Flows

Year Ended March 31

2025

2024

Increase (decrease) in cash

<b>Operating</b>		
Excess of revenue over expenses	\$ 539,442	\$ 524,337
Add (deduct) items not involving cash		
Amortization of leasehold improvements and equipment	65,516	66,068
Unrealized/reinvested gain on investments, net (Note 3)	(553,570)	(457,890)
Amortization of deferred capital contributions	(65,516)	(66,068)
	<u>(14,128)</u>	<u>66,447</u>
Net change in non-cash working capital items		
Account receivable	274,422	(186,692)
Prepaid expenses	21,414	(141)
Accounts payable and accrued liabilities	(77,191)	368,990
Deferred revenue	85,454	249,550
	<u>289,971</u>	<u>498,154</u>
<b>Investing and financing activities</b>		
Receipt of deferred contributions	123,014	88,488
Proceeds on sales of investments	700,000	1,600,000
Purchase of investments	(256,244)	(1,319,259)
Purchase of leasehold improvements and equipment	(123,014)	(88,488)
	<u>443,756</u>	<u>280,741</u>
Change in cash during the year	733,727	778,895
Cash, beginning of year	<u>1,997,754</u>	<u>1,218,859</u>
Cash, end of year	<u>\$ 2,731,481</u>	<u>\$ 1,997,754</u>

See accompanying notes to the financial statements.



---

# Youth Employment Services YES

## Notes to the Financial Statements

March 31, 2025

---

### 1. Organization and purpose

Youth Employment Services YES ("YES" or the "Organization") was originally incorporated on April 18, 1968 under the Ontario Corporations Act as Youth Employment Service. The operation was subsequently transferred, and all rights, obligations and interests assigned to Youth Employment Services YES, which was incorporated on October 2, 2006 under the laws of Canada and continued under the Canada Not-for-Profit Corporations Act on April 30, 2013. YES is a Canadian registered charity under the Income Tax Act, Canada.

YES is engaged primarily in activities assisting disadvantaged young people, between the ages of 15 and 30, in finding and keeping employment and provides similar services for adults should the need arise. YES also operates a Youth Business Centre to help youth become self-employed or start their own business.

---

### 2. Summary of significant accounting policies

The financial statements have been prepared by management in accordance with Canadian accounting standards for not-for-profit organizations, the more significant of which are outlined below:

#### Fund accounting

The Organization follows the restricted fund method of accounting for contributions and follows the principles of fund accounting, under which resources for particular purposes are classified for accounting and reporting into funds corresponding to those purposes.

The Operating Fund represents YES's program delivery and administrative activities. This fund reflects unrestricted resources and restricted operating grants.

The Special Projects Fund reflects restricted and unrestricted donations, to be spent as the donor and/or the Board of Directors (the "Board") directs.

#### Revenue recognition

Revenue of the Operating Fund is recorded when received or receivable and collection is reasonably assured. Restricted and unrestricted donations are recognized as revenue of the Special Projects Fund in the year received or receivable if the amount to be received can be reasonably estimated and collection is reasonably assured. Externally restricted contributions and grants without a restricted fund are deferred in the Operating Fund when initially recorded in the accounts and recognized as revenue of the Operating Fund in the period in which the related expenses are recognized.

Contributions restricted for the purchase of leasehold improvements and equipment are deferred and amortized into revenue of the Operating Fund at a rate corresponding with the amortization rate for the related leasehold improvements and equipment.

Investment income is recognized as earned.

---

# Youth Employment Services YES

## Notes to the Financial Statements

March 31, 2025

---

### 2. Summary of significant accounting policies (continued)

#### Leasehold improvements and equipment

Leasehold improvements and equipment are recorded at cost less accumulated amortization. Repairs and maintenance costs are charged to expense. When leasehold improvements and equipment no longer contribute to YES's ability to provide services, the carrying amounts are written down to their residual value.

Leasehold improvements and equipment are amortized on a straight-line basis using the following annual rates:

Furniture and equipment	5 years
Computer equipment	3 years
Leasehold improvements	Over the term of the lease

#### Impairment of long-lived assets

The Organization tests for impairment whenever events or changes in circumstances indicate that the carrying amount of the assets may not be recoverable. The assets are tested for impairment by comparing the net carrying value to its fair value or replacement cost. If the asset's fair value or replacement cost is determined to be less than its net carrying value, the resulting impairment is reported in the statement of operations. Any impairment recognized is not reversed.

#### Allocation of expenses

General support expenses such as salaries and benefits, professional services, office expenses, promotions, bank and payroll charges, insurance, membership, staff travel and staff development and training, are expenses that are covered by funders through administration fees or organizational infrastructure costs.

YES receives administration or organizational infrastructure fees, which are based on each funder's allowable percentages set in the contracts or guidelines, to cover general support expenses. Administration or organizational infrastructure fees are either negotiated or set by the program funders at the beginning of each program term.

The details of the expense allocations are disclosed in Note 10.

#### Use of estimates

Management reviews the carrying amounts of items in the financial statements at each statement of financial position date to assess the need for revision or any possibility of impairment. Many items in the preparation of these financial statements require management's best estimate. Management determines these estimates based on assumptions that reflect the most probable set of economic conditions and planned courses of action.

These estimates are reviewed periodically, and adjustments are made to excess (deficiency) of revenues over expenses as appropriate in the year they become known.

Items subject to significant management estimate include amortization of leasehold improvements and equipment, the estimate of allowance for doubtful accounts, measurement of deferred grant revenues, amounts owing to government funders and the vacation pay accrual.

---

# Youth Employment Services YES

## Notes to the Financial Statements

---

March 31, 2025

---

### 2. Summary of significant accounting policies (continued)

#### Financial instruments

The Organization considers any contract creating a financial asset, liability or equity instrument as a financial instrument, except in certain limited circumstances. The Organization's financial instruments consist of cash, investments, accounts receivable, and accounts payable.

A financial asset or liability is recognized when the Organization becomes party to contractual provisions of the instrument. The Organization initially measures its financial assets and financial liabilities at fair value adjusted by, in the case of a financial instrument that will not be measured subsequently at fair value, the amount of transaction costs directly attributable to the instrument. The Organization subsequently measures its financial assets and financial liabilities at amortized cost except for investments that are quoted in an active market, which are measured at fair value. Changes in fair value are recognized in investment income.

Financial assets measured at cost are tested for impairment when there are indicators of impairment. Previously recognized impairment losses are reversed to the extent of the improvement provided the asset is not carried at an amount, at the date of the reversal, greater than the amount that would have been the carrying amount had no impairment loss been recognized previously. The amounts of any write-downs or reversals are recognized in excess (deficiency) of revenue over expenses. The Organization removes financial liabilities, or a portion thereof, when the obligation is discharged, cancelled or expires.

---

### 3. Investments

	<u>2025</u>	<u>2024</u>
Pooled funds	\$ 6,561,916	\$ 6,008,345
High interest savings account	1,135,902	1,579,659
Guaranteed investment certificates	<u>200,000</u>	<u>200,000</u>
	<u>\$ 7,897,818</u>	<u>\$ 7,788,004</u>

The guaranteed investment certificates (GICs) are cashable within one year. The GICs mature in February 2026 and earn interest at 2.75% per annum (2024 – mature in February 2025 and earn interest at 5.1% and 5.4% per annum).

Investment income consists of the following:

	<u>2025</u>	<u>2024</u>
Operating Fund		
Interest income	\$ 66,104	\$ 126,806
Special Project Fund		
Reinvested realized income	426,946	256,479
Unrealized gain	<u>126,624</u>	<u>201,411</u>
	<u>553,570</u>	<u>457,890</u>
	<u>\$ 619,674</u>	<u>\$ 584,696</u>

# Youth Employment Services YES

## Notes to the Financial Statements

March 31, 2025

### 4. Leasehold improvements and equipment

			<u>2025</u>	<u>2024</u>
	<u>Cost</u>	<u>Accumulated Amortization</u>	<u>Net Book Value</u>	<u>Net Book Value</u>
Furniture and equipment	\$ 410,594	\$ 381,681	\$ 28,913	\$ 37,557
Computer equipment	1,020,933	891,361	129,572	61,538
Leasehold improvements	499,783	497,891	1,892	3,784
	<u>\$ 1,931,310</u>	<u>\$ 1,770,933</u>	<u>\$ 160,377</u>	<u>\$ 102,879</u>

### 5. Government remittances

Included in accounts payable and accrued liabilities are government remittances owing of \$52,374 (2024 - \$49,368) in relation to source deductions and \$64,068 (2024 - \$39,314) in relation to provincial funding surpluses. These amounts were remitted during April and May 2025 (2024 - April and May 2024).

### 6. Deferred revenue

Deferred revenue represents grant and donation revenue for ongoing programs. Under the deferral method, unspent funds received that relate to a future period are deferred.

	<u>2025</u>	<u>2024</u>
Balance, beginning of year	\$ 1,631,299	\$ 1,381,749
Grant and donations received	16,848,151	18,753,470
Revenue recognized (excluding interest and capital contribution)	<u>(16,762,697)</u>	<u>(18,503,920)</u>
Balance, end of year	<u>\$ 1,716,753</u>	<u>\$ 1,631,299</u>

### 7. Deferred capital contributions

Deferred capital contributions represent the unamortized amount of grants and donations received for the purchase of leasehold improvements and equipment. The amortization of these contributions is recorded as revenue in the statement of operations and changes in fund balance - Operating Fund.

	<u>2025</u>	<u>2024</u>
Balance, beginning of year	\$ 102,522	\$ 80,102
Grants and donations	123,014	88,489
Amounts amortized to revenue	<u>(65,516)</u>	<u>(66,069)</u>
Balance, end of year	<u>\$ 160,020</u>	<u>\$ 102,522</u>

# Youth Employment Services YES

## Notes to the Financial Statements

March 31, 2025

### 8. Fund balances - transfers

The transfers to the Operating Fund from the Special Projects Fund in the amount of \$1,576,846 (2024 - \$1,572,911) include restricted fund transfers by the Donor for special projects plus an annual transfer approved by the Board totalling \$226,360 (2024 - \$274,682) that was used to fund additional client supports, as well as the general operating fund deficit.

### 9. Revenue

During the year YES entered into funding agreements with WCG Services for the following programs that were previously funded by the Provincial Government and entered into new funding agreements for the remaining programs. In addition, YES continues to receive the funding of programs direction under the Provincial Government, Federal Government and the City of Toronto.

	<u>2025</u>	<u>2024</u>
WCG Services funding		
Youth Job Connections*	\$ 3,145,092	\$ -
Employment Service *	2,214,346	-
Youth Job Connections – Summer*	569,147	-
YESAbility *	134,446	-
PrepIES	45,663	-
IES-555	318,552	-
IES-1610	132,851	-
ODSP Specialist	8,420	-
	<u>\$ 6,568,517</u>	<u>\$ -</u>
Provincial Government funding		
Youth Job Connections	\$ 692,218	\$ 4,236,336
Employment Service	443,220	2,651,083
Canada-Ontario Job Grant	823,984	944,355
Career Jumpstart	1,029,927	844,578
Youth Job Connections - Summer	118,173	776,433
YES 2 Tech Learn and Earn (Y2TLE)	-	685,794
YES2Trades	733,935	598,584
YESAbility	26,416	174,615
	<u>\$ 3,867,873</u>	<u>\$ 10,911,778</u>
Federal Government funding		
Youth Collaboration and Job Central	\$ 575,558	\$ 2,241,208
Youth Collaboration	171,681	-
Job Central	717,988	-
BizStart	366,523	1,197,622
BizStart-Gvt	372,783	-
WorkAbility	1,011,424	636,662
Lighthouse	860,006	469,275
Ability To Thrive	66,050	-
	<u>\$ 4,142,013</u>	<u>\$ 4,544,767</u>

# Youth Employment Services YES

## Notes to the Financial Statements

March 31, 2025

### 9. Revenue (continued)

	<u>2025</u>	<u>2024</u>
City of Toronto funding		
Toronto Youth Job Corps	\$ 124,728	\$ 802,771
Toronto Social Services (Ontario Works)	459,009	406,603
ABC Event	-	10,000
	<u>\$ 583,737</u>	<u>\$ 1,219,374</u>

### 10. Allocation of general support expenses

General support expenses have been allocated to programs as follows:

	<u>Provincial Government</u>	<u>Federal Government</u>	<u>City of Toronto</u>	<u>Other</u>	<u>2025 Total</u>	<u>2024 Total</u>
Salary and benefits	\$ 202,990	\$ 262,450	\$ 3,718	\$ 557,557	\$ 1,026,715	\$ 1,088,849
Professional services	11,100	14,351	203	30,488	56,142	45,266
Other	26,133	33,788	479	71,781	132,181	187,118
	<u>\$ 240,223</u>	<u>\$ 310,589</u>	<u>\$ 4,400</u>	<u>\$ 659,826</u>	<u>\$ 1,215,038</u>	<u>\$ 1,321,233</u>

The general support expenses are expensed in staff salaries and benefits and program operating costs in the statement of operations and changes in fund balances – operating fund.

### 11. Donations in kind

The Organization receives a variety of donations in kind for which no donation tax receipts are issued. These donations are not reflected in the financial statements, but they assist YES in meeting its objectives in the most cost-effective manner. Because of the difficulty in determining their fair value, contributed donations in kind are not recognized in the financial statements.

Volunteers also contribute significant time each fiscal year to assist YES in carrying out its service delivery activities. Because of the difficulty in determining their fair value, contributed services are not recognized in the financial statements.

### 12. Lease commitments

YES rents office and operating space under operating leases which expire at various times up to May 2028. Future minimum annual lease payments over the next five years representing base rent are as follows:

2026	\$456,899
2027	314,129
2028	236,676

---

# Youth Employment Services YES

## Notes to the Financial Statements

March 31, 2025

---

### 13. Financial instruments

The Organization's main financial instrument risk exposures are detailed as follows:

#### Liquidity risk

Liquidity risk is the risk that an entity will encounter difficulty in meeting obligations associated with financial liabilities. YES is exposed to liquidity risk with respect to its accounts payable. YES reduces its exposure to liquidity risk by ensuring that it documents when authorized payments are due and maintaining adequate cash reserves to repay advances.

#### Interest rate and market risk

Interest rate and market risk is the risk that the fair value or future cash flows of a financial instrument will fluctuate because of changes in market interest rates. The Organization is exposed to interest rate and market risk with respect to its investments. The market risk is mitigated by the Organization through investing in instruments which have a low susceptibility to significant fluctuations in the market.

#### Credit risk

The Organization's financial instruments that are exposed to concentration of credit risk consist primarily of cash and accounts receivable. YES places its cash investments with high credit quality institutions. At times, such investments may be in excess of the Canada Deposit Insurance Corporation insurance limit.

The credit risk with respect to its accounts receivable is to the extent that debtors do not meet their obligations. However, this risk is mitigated by the fact that most of the accounts receivable as of March 31, 2025 are from the city, provincial and federal governments. Allowance for doubtful accounts is \$Nil (2024 - \$Nil).

#### Other risks

It is management's opinion that the Organization is not exposed to significant cash flow or concentration risks arising from its financial instruments.

---

### 14. Objectives, policies and procedures for managing capital

The Organization's capital is comprised of the Special Projects Fund.

The Board's objective is to maintain the Special Projects Fund at a level sufficient to meet both the annual working capital requirements and to fund commitments for special projects and programming. The Board has established a statement of investment policy which is conservative and seeks a balance between fixed income investments, which offer the highest immediate income but little protection against inflation, and common stocks, which generally yield a relatively low immediate dividend, but which show promise of dividend growth and appreciation in value. This is monitored by the Board on a regular basis with the engagement of a professional investment manager.

The Board reviews and approves the annual budget (which includes the capital budget). Throughout the fiscal year, the actual results are monitored against the budget.